



Heavy metal removal by biopolymers-based formulations with native potato starch/nopal mucilage

Remoción de metales pesados por biopolímeros formulados con almidón de papa nativa/mucílago de nopal

David Choque-Quispe ^{1*}, Betsy S. Ramos-Pacheco ¹, Carlos A. Ligarda-Samanez ¹, Gloria I. Barboza-Palomino ², Aydeé Kari-Ferro ³, Fredy Taipe-Pardo ¹, Yudith Choque-Quispe ³

¹Departamento de Ingeniería Agro-Industrial, Universidad Nacional José María Arguedas. Jr. Juan Francisco Ramos # 380. C. P. 03701. Andahuaylas, Peru.

²Departamento de Ingeniería Química, Universidad Nacional San Cristobal de Huamanga. Portal Independencia # 57. Ayacucho, Peru.

³Department of Agro-ecological Engineering, Micaela Bastidas National University, Abancay, Peru.

CITE THIS ARTICLE AS:

D. Choque, B. S. Ramos, C. A. Ligarda, G. I. Barboza, A. Kari, F. Taipe and Y. Choque. "Heavy metal removal by biopolymers-based formulations with native potato starch/nopal mucilage", *Revista Facultad de Ingeniería Universidad de Antioquia*, no. 103, pp. 44-50, Apr-Jun 2022. [Online]. Available: <https://www.doi.org/10.17533/udea.redin.20201112>

ARTICLE INFO:

Received: August 12, 2020
Accepted: November 20, 2020
Available online: November 20, 2020

KEYWORDS:

Functional groups; heavy metal removal; native potato starch; nopal mucilage; solubility

Grupos funcionales; remoción de metales pesados; almidón de papa nativa; mucílago de nopal; solubilidad

ABSTRACT: The contamination of water bodies by heavy metals is a critical problem for human health and ecosystems, and it can bioaccumulate in organisms to toxic levels and even lead to the living being's death. This research aimed to synthesize and characterize a biopolymer with the capacity to remove heavy metals in wastewater, elaborated from potato starch, glycerin, and nopal mucilage. Native potato starch of the Allcca sipas variety was extracted by conventional methods; the mucilage was extracted with ethanol. Four formulations of biopolymers were synthesized at 60 and 70 °C. The solubility, structural characteristics, and adsorption capacity of heavy metals were evaluated. Starch, mucilage, and biopolymers presented predominant functional groups as -OH, -C-O-, -NH-, -C-H-, -C-OH determined by FTIR, allowing to remove up to 50.18% of Al, 56.81% of As, 35.95% of Cr, 37.43% of Hg and 73.22% of Pb determined through an ICPE-OES, for a contact time of 100 minutes at pH 5.0, heavy metal removal and solubility were significantly influenced (p-value < 0.05) by the addition of starch and mucilage. The synthesized biopolymers present a high capacity for heavy metal removal in wastewater.

RESUMEN: La contaminación de los cuerpos hídricos por metales pesados es un problema crítico para la salud humana y ecosistemas, pudiendo bioacumularse hasta niveles tóxicos e incluso llevar a la muerte de seres vivos. El objetivo de la investigación fue sintetizar y caracterizar un biopolímero con capacidad de remoción de metales pesados en aguas residuales, elaborado a partir de almidón de papa, glicerina y mucílago de nopal. Se extrajo almidón de papa nativa de la variedad Allcca sipas; el mucílago fue extraído con etanol. Se sintetizaron 4 formulaciones de biopolímeros a 60 y 70 °C. Se evaluó la solubilidad, las características estructurales y la capacidad de adsorción de metales pesados. El almidón, mucílago y los biopolímeros presentaron grupos funcionales predominantes como -OH, -C-O-, -NH-, -C-H-, -C-OH determinado por FTIR, permitiendo remover hasta 50,18% de Al, 56,81% de As, 35,95% de Cr, 37,43% de Hg y 73,22% de Pb determinados a través de un ICPE-OES, para un tiempo de contacto de 100 minutos a pH 5.0, la remoción de metales pesados y la solubilidad fueron influenciados significativamente (p-value < 0,05) por la adición de almidón y mucílago. Los biopolímeros sintetizados presentan alta capacidad de remoción de metales pesados en aguas residuales.

1. Introduction

Heavy metals are considered harmful inorganic pollutants for ecosystems, even when they are present in small quantities; they present high recalcitrance and persistence

* Corresponding author: David Choque-Quispe

E-mail: dchoque@unajma.edu.pe

ISSN 0120-6230

e-ISSN 2422-2844

in the water bodies, which lead to biomagnification through natural processes, making that their concentration becomes so high reaching toxic levels for life [1, 2], and in most cases, they are difficult to remove, and if possible, their removal is costly [3].

Conventional technologies such as precipitation, oxidation, reduction, ion exchange, filtration, electrochemical treatment, reverse osmosis, adsorption, and evaporation for the removal of heavy metals have been studied, being often ineffective, especially when low concentrations of metallic pollutants are being removed, for example, chemical precipitation and electrochemical treatment are ineffective when the metal concentration is close to 100 mg / L [4, 5].

Bioadsorption is one of the most efficient wastewater treatment alternatives because of the low implementation and maintenance costs in relation to traditional heavy metal recovery treatments in aqueous effluents [3]. As for the mechanisms for the capture of metal cations, they are very varied and depend, in each case, on the metal of interest and the type of bioadsorbent material to be evaluated, and may be materials coming from microbial flora, algae, plants, biomass residuals, and agro-industrial products. [5, 6].

New friendly technologies are currently being developed, using natural polymers such as starch [7], which are capable of reducing metal ion concentrations, because these polymers have different functional groups, such as hydroxyls and amines. These groups increase the absorption efficiency of metal cations [8], and also the synergy with polymeric compounds, in the form of copolymers, formed by organic compounds (chitosan, gums, pectins, proteins, starches), and inorganic compounds such as clays [9–11].

The native potato (*Solanum tuberosum* subsp. *Andigena*), cultivated above 3,500 m of altitude, is consumed by the inhabitants of the Peruvian Andes. Potato starch is composed of amylose and amylopectin, the latter branched-chain, with a greater number of hydroxyl groups and phosphate ester [12], which gives it affinity for metal cations and chelating capacity [11, 13, 14].

In this sense, the synthesis and characterization of a biopolymer from native potato starch (*Solanum tuberosum* subsp. *Andigena*) and nopal mucilage (*Opuntia ficus*) are proposed, with the capacity to remove heavy metals in wastewater, allowing the development of new materials for wastewater treatment.

2. Experimental methods

2.1 Genetic material

The native potato of the Allcca sipas variety was collected in its state of commercial maturity, from the cultivation fields of the Chulcuiza Populated Center in May 2018, located at 13 ° 41 '01' 'S, 73 ° 14'20' 'W, and 3880 m of altitude, of the Andahuaylas province, Peru.

The wild nopal cladodes (*Opuntia ficus indica*), were collected from the area of Possocoy in June 2018, located at 13°35'26.4" S, 73°27'00.8" W, 2500 m of altitude, from the Talavera district, Andahuaylas, Peru.

2.2 Extraction of starch and nopal mucilage

Native potato starch was obtained by hydroextraction and drying at 45 ± 2 °C for 14 hours and sieving at 250 μm .

The nopal cladodes were cut and immersed in water in a 1:1 ratio; 24 hours later, the extracted liquid was treated with 96° ethanol in a 3:1 ratio, to extract the precipitated mucilage, which was dried at 70 °C for 24 h, and grounded at 250 μm to obtain a fine mucilage powder.

2.3 Biopolymer elaboration

Aqueous solutions of 2% (p/v) (S) starch and 0.5% (p/v) (M) mucilage gelled at 70 °C were prepared and allowed to cool to room temperature; the solutions were mixed with glycerin (99.5%, Scharlau) at 40 °C according to the formulations in Table 1, in the order S - G - M, constantly stirring at 40 rpm, the mixture was placed in silicone molds. It was dried at 60 and 70 °C.

Table 1 Biopolymer formulation

Formulation	S (%)	M (%)	G (%)	T (°C)
F1	93	5	2	60
F2	90	5	5	60
F3	91	4	5	70
F4	90	5	5	70

2.4 Biopolymer characterization

The functional groups of starch, crystallized mucilage, and biopolymers were identified by infrared spectroscopy with Fourier transform, in a FT-IR NICOLET 380 spectrophotometer, Thermo Scientific, USA, in a range of 4000 to 400 cm^{-1} with 4 cm^{-1} resolution, in total attenuated reflection (ATR) mode, preparing translucent crystals with 0.1% of the materials and KBr, mixed in an agate mortar.

2.5 Solubility evaluation

The method used by Dick *et al.* [15] was adapted, for a ratio of 1 biopolymer:100 solvent (g/mL); a solvent medium was prepared with hydrochloric acid (pH 4.7), basic with sodium hydroxide (pH 8.7), and ultrapure water. It was left to stand for 24 h, the disintegrated fraction was passed through filter paper, and it was dried at 105°C for 24 h. The solubility was expressed in terms of the percentage of dry disintegrated material.

2.6 Evaluation of metal adsorption

A solution of Al, As, Cr, Hg and Pb was prepared at 5 ppm, adjusting to pH 5 with hydrochloric acid and sodium hydroxide. 1.0 g of biopolymer from each formulation was placed in 50 mL of solution and stirred continuously at 30 rpm, taking samples at 20, 40, 60, 80, and 100 min, which were filtered and taken to an Inductively Coupled Plasma Optical Emission Spectrometer, ICP-OES 9820 Shimadzu, for metal concentration reading.

2.7 Statistic analysis

Data were collected in triplicate, and an analysis of variance (ANOVA) and Tukey mean test at 5% significance were applied.

3. Results and discussion

3.1 IR analysis

The spectra of the starch of the native potato and mucilage present intense bands around 3390 cm^{-1} corresponding to a -OH stretch of the alcohol and carboxylic acid functional groups; likewise, a band near 2930 cm^{-1} corresponding to a -C-H stretch is observed mainly for potato starch (Figure 1). Around 1650 cm^{-1} , formations of an intense band of a carbonyl -CO stretch of an amide were observed mainly for the mucilage; this fact is due to the presence of proteins present in the mucilage. Similarly, the presence of -CO groups of esters was observed, corresponding to bands close to 1410 cm^{-1} . Another highly pronounced band in mucilage occurs at 1030 cm^{-1} ; it is attributed to the HC-OH stretching of cyclic alcohols, which is also present in starch, although in low signal, and would correspond to the -CO group of polysaccharides [16, 17].

On the other hand, a series of bands below 925 cm^{-1} was observed in the starch (Figure 1), which is characteristic for this type of material, and would be made up of the -CH and -NH stretching as well as linkage vibrational modes C-C, -CO, and C-X [18-20], with less intensity for mucilage.

The spectra of the biopolymers of formulations F1,

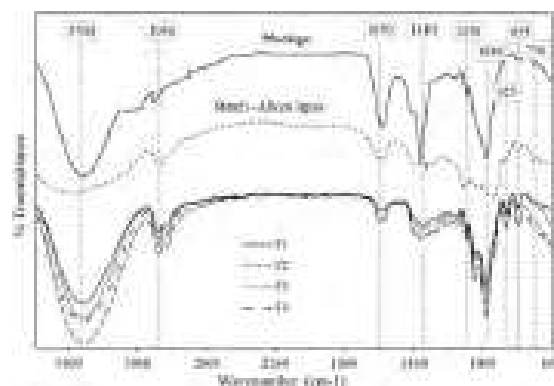


Figure 1 IR spectra of starch - potato Allcca sipas, nopal mucilage, and biopolymers

F2, F3 and F4 (Figure 1), maintain the predominant functional groups -OH, -CO, -NH, -CH, C-OH that starch and mucilage present, nevertheless the addition of glycerin as plasticizer in the formulations would be the responsible for indicator groups near the band 1000 cm^{-1} [21-23]; these functional groups present in the biopolymers studied allow the capture of heavy metals due to their chelating capacity [8, 11, 13, 17].

3.2 Solubility

In Table 2, it is observed that the solubility in alkaline medium was 28.34 to 51.65%, in acid medium from 24.72 to 54.08%, and in ultrapure water between 26.31 to 53.03%, Dick *et al.* [15] reported solubility of up to 84.5% for biopolymers made with chia seed, mucilage, and glycerol. Also, González *et al.* [24] reported 91.04% for nopal mucilage films, although solubility behavior will depend on the use given to the biopolymer [25].

It was observed that the addition of native potato starch in the formulation of the biopolymers showed a significant effect on solubility (p -value < 0.05) (Figure 2). Thus, the F1 formulation with 93% starch showed greater solubility in all solvent media; this would be due to the amylose content, which gives it less capacity to retrograde, as well as the availability of hydrophilic groups of the starch [26, 27]; the same behavior was observed with the increase of the mucilage, due to its highly branched structure with carboxyl groups, which gives it greater ability to link and interact with the carboxyl and oxydryl groups of starch [12, 28]; however, the addition of glycerin considerably reduces the solubility (Figure 2). This is because the glycerol acts as a plasticizer, giving it greater resistance to being dissolved [28, 29]; this plasticizing capacity is higher when the temperature increases.

Table 2 Solubility of biopolymers (%)

	Alkaline medium (pH= 8.7)	*	Acidic medium (pH= 4.7)	*	Ultrapure water (pH= 7.0)	*
	$\bar{x} \pm s$		$\bar{x} \pm s$		$\bar{x} \pm s$	
F1	51.65 ± 1.45	a	54.08 ± 3.69	a	53.03 ± 0.54	a
F2	28.34 ± 1.20	d	30.31 ± 1.33	b	26.31 ± 0.66	d
F3	29.67 ± 0.34	b	28.85 ± 0.38	c	28.54 ± 1.51	b
F4	28.57 ± 1.54	c	24.72 ± 1.57	d	27.46 ± 1.49	c

*Evaluated through the Tukey Test at 5% significance

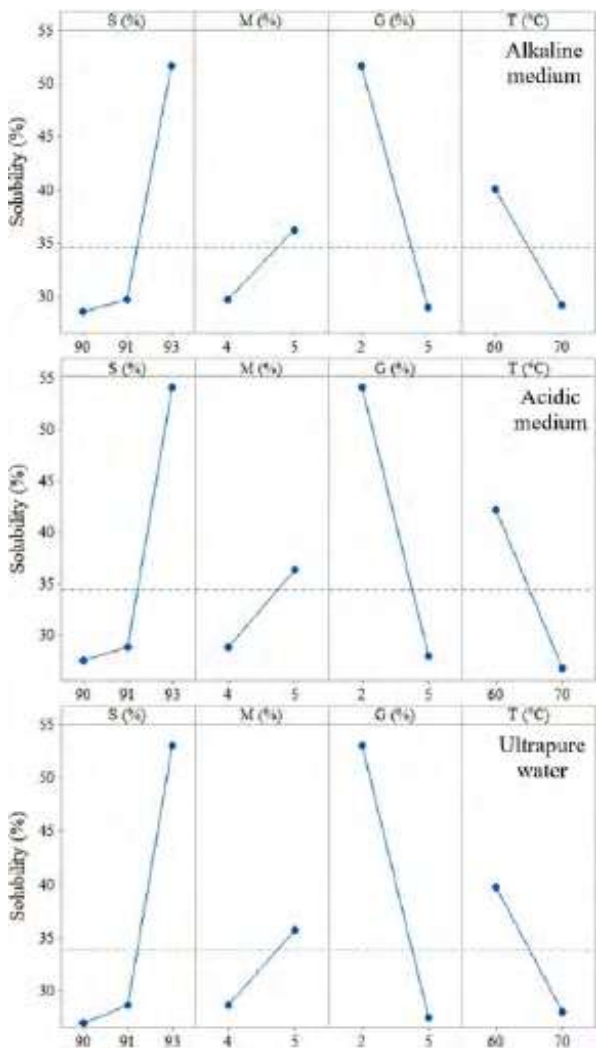


Figure 2 Main effects of biopolymer constituents

3.3 Metal removal

It was observed that the biopolymers presented good affinity for heavy metals, for a contact time of 100 min, removing between 23.85 to 37.43% of Hg, 30.11 to 35.95% of Cr, being the Pb the one that presented greater removal between 53.57 to 73.22% (Table 3). On the other hand,

it was observed that the formulation F1 reported better capacity of metal adsorption, which would be related to the high solubility that presents.

The addition of potato starch and mucilage had a significant effect (p-value < 0.05) in increasing the adsorption capacity of heavy metals, while the increase in glycerin and the drying temperature considerably reduce this capacity of the biopolymer.

The fact that biopolymers have a good affinity for metals is due to the availability of functional groups with a chelating capacity [30], forming complexes with the metal cations, or by the capacity to generate ion exchange [8, 11, 13, 14, 31].

Biopolymers have been observed to have unprotonated hydroxyl groups, which interact in the S-M-G coordination systems with metal ions. On the other hand, the manifestation of the amino and acetyl groups, coming mainly from the mucilage, allows them to link easily with the transition orbitals of the metals [32], so that they are fixed to the surface of the biopolymer in the form of metal complexes. On the other hand, the fact that biopolymers have a better affinity for Pb could be attributed to the atomic radius and the oxidation number [33].

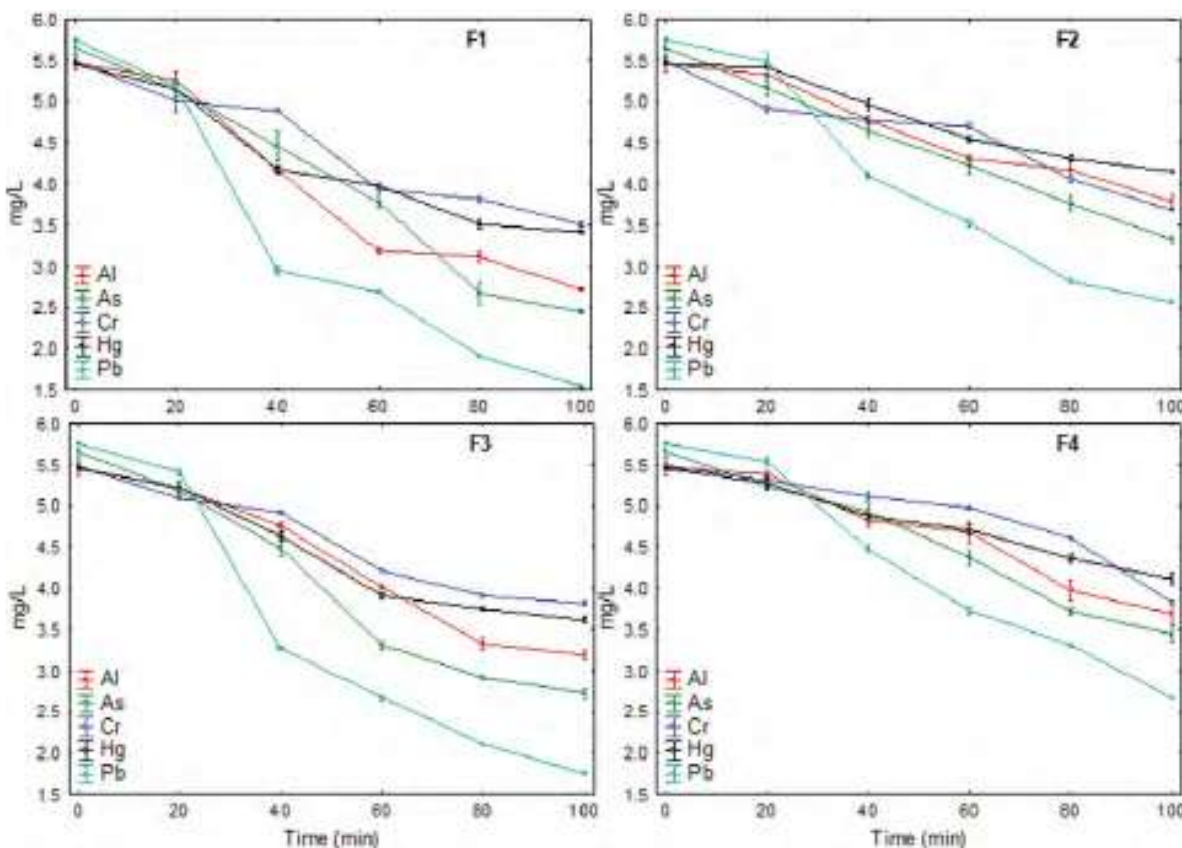
However, adsorption is conditioned by the pH of the solution, since in highly acidic aqueous media, the chelating groups are protonated [34, 35], destroying the metal-binding bond [36–38]. In this sense, the modification of the pH would improve the adsorption capacity of the biopolymers under study, although at alkaline pH, the metals usually precipitate.

Similarly, during the adsorption of metals over time, a constant decrease in concentration is observed, with a similar behavior for all the biopolymer formulations (Figure 3), although at longer contact times, the increase in removal is minimal [9, 13][39–41].

Table 3 Heavy metal removal (%)

	Al		As		Cr		Hg		Pb	
	$\bar{x} \pm s$	*	$\bar{x} \pm s$	*	$\bar{x} \pm s$	*	$\bar{x} \pm s$	*	$\bar{x} \pm s$	*
F1	50.18 ± 2.60	a	56.81 ± 2.64	a	35.95 ± 1.40	a	37.43 ± 0.60	a	73.22 ± 0.80	a
F2	30.77 ± 3.40	b	41.06 ± 3.57	b	32.85 ± 1.32	b	23.85 ± 0.97	b	55.30 ± 1.26	b
F3	41.58 ± 3.72	c	51.68 ± 2.86	c	30.47 ± 1.00	c	33.76 ± 0.63	c	69.57 ± 1.19	c
F4	32.42 ± 4.44	b	39.12 ± 3.77	b	30.11 ± 1.35	c	24.59 ± 1.71	b	53.57 ± 1.29	d

*Evaluated through the Tukey Test at 5% significance

**Figure 3** Variation of metal removal over time

4. Conclusions

The use of organic materials such as native potato starch and nopal mucilage, used for the synthesis of biopolymers, makes it possible to improve the chelating conditions of the functional groups they present, predominantly -OH, -C-O-, -NH-, -C-H-, -C-OH. This allows the removal of up to 50.18% Al, 56.81% As, 35.95% Cr, 37.43% Hg and 73.22% Pb, for a contact time of 100 minutes at pH 5.0, being positively influenced (p -value < 0.05) by the addition of starch and mucilage. In that sense, the synthesis of biopolymers based on native potato starch and nopal mucilage shows a promising horizon for the removal of heavy metals, especially in mining wastewater.

5. Declaration of competing interest

We declare that we have no significant competing interests, including financial or non-financial, professional, or personal interests interfering with the full and objective presentation of the work described in this manuscript.

6. Acknowledgements

The authors want to express their gratitude to the Vice-presidency of Research of the National University José María Arguedas, for the financing and use of the research laboratory for water control and analysis.

References

- [1] P. Kumar and *et al.*, "Removal of Cd (II) from aqueous solution by agricultural waste cashew nut shell," *Korean Journal of Chemical Engineering*, vol. 29, Jun. 2012. [Online]. Available: <http://dx.doi.org/10.1007/s11814-011-0259-2>
- [2] C. A. Rozaini and *et al.*, "Optimization of Nickel and Copper Ions Removal by Modified Mangrove Barks," *International Journal of Chemical Engineering and Applications*, vol. 1, Jun. 2010. [Online]. Available: <http://dx.doi.org/10.7763/IJCEA.2010.V1.14>
- [3] L. Zhang, W. Xia, B. Teng, X. Liu, and W. Zhang, "Zirconium cross-linked chitosan composite: preparation, characterization and application in adsorption of Cr(VI)," *Chemical Engineering Journal*, vol. 229, Aug. 01 2013. [Online]. Available: <http://dx.doi.org/10.1016/j.cej.2013.05.102>
- [4] D. I. Caviedes, R. A. Muñoz, A. Perdomo, D. Rodríguez, and I. J. Sandoval, "Tratamientos para la remoción de metales pesados," *Revista Ingeniería y Región*, vol. 13, Sep. 09 2015. [Online]. Available: <http://dx.doi.org/10.25054/22161325.710>
- [5] C. Tejada, A. Villabona, and L. Garcés, "Adsorción de metales pesados en aguas residuales usando materiales de origen biológico," *Tecno Lógicas*, vol. 18, no. 34, Jan-Jun 2015. [Online]. Available: <https://www.redalyc.org/pdf/3442/344234336010.pdf>
- [6] P. N. A, G. Rincón, L. A. Delgado, and N. González, "Use of biopolymers for the removal of heavy metals produced by the oil industry - a feasibility study," *Adsorption*, vol. 12, no. 4, Jul. 2006. [Online]. Available: <http://dx.doi.org/10.1007/s10450-006-0504-x>
- [7] M. Rahim and M. R. Hakim, "Application of biopolymer composites in arsenic removal from aqueous medium: A review," *Journal of Radiation Research and Applied Sciences*, vol. 8, no. 2, Mar. 06 2015. [Online]. Available: <http://dx.doi.org/10.1007/s10450-006-0504-x>
- [8] A. Vicentius, K. Trilestari, J. Sunarso, N. Indraswati, and S. Ismadji, "Review, recent progress on biosorption of heavy metals from liquids using low cost biosorbents: Characterization, biosorption parameters and mechanism studies," *CLEAN: Soil, Air, Water*, vol. 36, no. 12, Nov. 28 2008. [Online]. Available: <http://dx.doi.org/10.1002/clen.200800167>
- [9] D. Saravanan, T. Gomathi, and P. N. Sudha, "Sorption studies on heavy metal removal using chitin/bentonite biocomposite," *International Journal of Biological Macromolecules*, vol. 53, Feb. 2013. [Online]. Available: <http://dx.doi.org/10.1016/j.ijbiomac.2012.11.005>
- [10] U. Malayoglu, "Removal of heavy metals by biopolymer (chitosan)/nanoclay composites," *Advances in Colloid and Interface Science*, Jun. 19 2017. [Online]. Available: <http://dx.doi.org/10.1016/j.cis.2017.06.008>
- [11] K. Rani, T. Gomathi, V. Kumar, S. Madhavan, and P. N. Sudha, "Banana fiber cellulose nano crystals grafted with butyl acrylate for heavy metal lead (ii) removal," *International Journal of Biological Macromolecules*, vol. 131, Jun. 15 2019. [Online]. Available: <http://dx.doi.org/10.1016/j.ijbiomac.2019.03.064>
- [12] E. Agama, E. Juárez, S. Evangelista, O. L. Rosales, and L. A. Bello, "Características del almidón de maíz y relación con las enzimas de su biosíntesis," *Agrociencia*, vol. 47, no. 1, Jan-Feb 2013. [Online]. Available: http://www.scielo.org.mx/scielo.php?script=sci_arttext&pid=S1405-31952013000100001
- [13] D. Saravanan and P. N. Sudha, "Batch adsorption studies for the removal of copper from wastewater using natural biopolymer," *International Journal of ChemTech Research*, vol. 6, no. 7, Sep-Oct 2014. [Online]. Available: shorturl.at/bqtHZ
- [14] W. S. Wan, L. C. Teong, and M. A. K. M. Hanafiah, "Adsorption of dyes and heavy metal ions by chitosan composites: A review," *Carbohydrate Polymers*, vol. 83, no. 4, Feb. 2011. [Online]. Available: <http://dx.doi.org/10.1016/j.carbpol.2010.11.004>
- [15] M. Dick and *et al.*, "Edible film production from chia seed mucilage: Effect of glycerol concentration on its physicochemical and mechanical properties," *Carbohydrate Polymers*, vol. 130, Oct. 2015. [Online]. Available: <http://dx.doi.org/10.1016/j.carbpol.2015.05.040>
- [16] T. Bourtoom and M. Chinnan, "Preparation and properties of rice starch-chitosan blend biodegradable film," *LWT - Food Science and Technology*, vol. 41, no. 9, Nov. 2008. [Online]. Available: <http://dx.doi.org/10.1016/j.lwt.2007.10.014>
- [17] D. Fox, T. Pichler, D. Yeh, and N. Alcantar, "Removing heavy metals in water: The interaction of cactus mucilage and arsenate (as (vi))," *Environ. Sci. Technol.*, vol. 46, no. 8, Mar. 08 2012. [Online]. Available: <http://dx.doi.org/10.1021/es2021999>
- [18] G. Barreto, A. Pua, D. D. Alba, and M. Piñón, "Extracción y caracterización de pectina de mango de azúcar (mangifera indica L.)," *Revista Temas Agrarios*, vol. 22, no. 1, Jan-Jun 2017. [Online]. Available: <http://dx.doi.org/10.21897/rta.v22i1.918>
- [19] M. Guzmán and E. A. Murillo, "Structural, thermal, rheological, morphological and mechanical properties of thermoplastic starch obtained by using hyperbranched polyester polyol as plasticizing agent," *DYNA*, vol. 85, no. 206, 2018. [Online]. Available: <http://dx.doi.org/10.15446/dyna.v85n206.71819>
- [20] B. Buenaño, E. Vera, and M. B. Aldás, "Study of coagulating/flocculating characteristics of organic polymers extracted from biowaste for water treatment," *Ingeniería e Investigación*, vol. 39, no. 1, 2019. [Online]. Available: <http://dx.doi.org/10.15446/ing.investig.v39n1.69703>
- [21] J. Yang, J. Yu, and X. Ma, "Study on the properties of ethylenebisformamide and sorbitol plasticized corn starch (esptps)," *Carbohydrate Polymers*, vol. 66, no. 1, Oct. 05 2006. [Online]. Available: <http://dx.doi.org/10.1016/j.carbpol.2006.02.029>
- [22] M. F. Ma, J. G. Yu, and J. Wan, "Urea and ethanolamine as a mixed plasticizer for thermoplastic starch," *Carbohydrate Polymers*, vol. 64, no. 2, May 11 2006. [Online]. Available: <http://dx.doi.org/10.1016/j.carbpol.2005.11.042>
- [23] A. Nešić and *et al.*, "Pectin-polyvinylpyrrolidone films: A sustainable approach to the development of biobased packaging materials," *Composites Part B: Engineering*, vol. 110, Feb. 01 2017. [Online]. Available: <http://dx.doi.org/10.1016/j.compositesb.2016.11.016>
- [24] D. C. González and *et al.*, "Formulation and characterization of edible films based on organic mucilage from mexican opuntia ficus-indica," *Coatings*, vol. 9, no. 8, Aug. 09 2019. [Online]. Available: <http://dx.doi.org/10.3390/coatings9080506>
- [25] A. Galindez, L. D. Daza, A. Homez, V. S. Eim, and H. A. Váquiro, "Characterization of ulluco starch and its potential for use in edible films prepared at low drying temperature," *Carbohydrate Polymers*, vol. 215, Jul. 01 2019. [Online]. Available: <http://dx.doi.org/10.1016/j.carbpol.2019.03.074>
- [26] G. Vargas, P. Martínez, and C. Velezmore, "Propiedades funcionales de almidón de papa (solanum tuberosum) y su modificación química por acetilación," *Scientia Agropecuaria*, vol. 7, 2016. [Online]. Available: <http://dx.doi.org/10.17268/sci.agropecu.2016.03.09>
- [27] P. Martínez and *et al.*, "Physicochemical, functional and morphological characterization of starches isolated from three native potatoes of the andean region," *Food Chemistry: X*, vol. 2, Jun. 30 2019. [Online]. Available: <http://dx.doi.org/10.1016/j.fochx.2019.100030>
- [28] R. Gheribi and K. Khwaldia, "Cactus mucilage for food packaging applications," *Coatings*, vol. 9, no. 10, Oct. 11 2019. [Online]. Available: <http://dx.doi.org/10.3390/coatings9100655>
- [29] M. S. P. Damas, V. A. Pereira, R. K. Nishihora, and M. G. N. Quadri, "Edible films from mucilage of cereus hildmannianus fruits: Development and characterization," *Journal of Applied Polymer Science*, vol. 134, no. 35, May 22 2017. [Online]. Available: <http://dx.doi.org/10.1002/app.45223>
- [30] M. Rahzi and *et al.*, "Influence of the nature of the metal ions on the complexation with chitosan. application to the treatment of liquid waste," *European Polymer Journal*, vol. 38, no. 8, Aug. 2002. [Online]. Available: <http://dx.doi.org/10.1002/app.45223>
- [31] R. A. Alvarez, C. Valenzuela, and J. Garrido, "Modeling the adsorption and precipitation process of Cu(II) on humin," *Journal of Colloid and Interface Science*, vol. 277, no. 1, Sep. 01 2004. [Online]. Available: <http://dx.doi.org/10.1016/j.jcis.2004.04.031>
- [32] R. Schmuhl, H. M. Krieg, and K. Keizer, "Adsorption of Cu(II) and Cr(VI) ions by chitosan: Kinetics and equilibrium studies," *Water SA*, vol. 27, no. 1, Apr. 15 2004. [Online]. Available:

- <http://dx.doi.org/10.4314/wsa.v27i1.5002>
- [33] M. Zerpa and *et al.*, "Evaluación de la afinidad para la remoción de iones mg y ni en hidrogeles copolímeros de poli(acrilamida-co-ácidos orgánicos)," *Rev. LatinAm. Metal. Mat.*, vol. S7, 2017. [Online]. Available: <https://www.rlmm.org/ojs/index.php/rlmm/article/view/879>
- [34] S. Larous and A. H. Meniai, "Removal of copper (ii) from aqueous solution by agricultural by-products sawdust," *Energy Procedia*, vol. 18, 2012. [Online]. Available: <http://dx.doi.org/10.1016/j.egypro.2012.05.106>
- [35] Y. R. V. L. Triana and, E. L. Romero, H. F. Zuluaga, and M. N. Chaur-Valencia, "New chitosan-imine derivatives: from green chemistry to removal of heavy metals from water," *Revista Facultad de Ingeniería, Universidad de Antioquia*, no. 89, Oct. 02 2018. [Online]. Available: <https://doi.org/10.17533/udea.redin.n89a05>
- [36] A. E. Navarro and *et al.*, "Synthesis and characterization of powdered native and cross-linked quaternary chitosan for their application on adsorption of anionic metals," *Rev Soc Quím Perú*, vol. 76, no. 4, 2010. [Online]. Available: <https://www.redalyc.org/pdf/3719/371937619002.pdf>
- [37] E. Díaz, M. C. Villarán, F. Río, C. A. Ramírez, and L. Lorenzo, "Utilización de adsorbentes basados en quitosano y alginato sódico para la eliminación de iones metálicos: Cu, pb, cr, co," *Revista Iberoamericana de Polímeros*, vol. 8, no. 1, 2007. [Online]. Available: <https://dialnet.unirioja.es/servlet/articulo?codigo=2591474>
- [38] E. Rodríguez and I. Katime, "Behavior of acrylic acid-itaconic acid hydrogels in swelling, shrinking, and uptakes of some metal ions from aqueous solution," *Journal of Applied Polymer Science*, vol. 90, no. 2, Oct. 10 2003. [Online]. Available: <https://doi.org/10.1002/app.1272>
- [39] A. Singha and A. Guleria, "Chemical modification of cellulosic biopolymer and its use in removal of heavy metal ions from wastewater," *International Journal of Biological Macromolecules*, vol. 67, Jun. 2014. [Online]. Available: <https://doi.org/10.1016/j.ijbiomac.2014.03.046>
- [40] N. Efimova, A. Krasnopyorova, G. Yuhno, and A. Scheglovskaya, "Sorption of heavy metals by natural biopolymers," *Adsorption Science & Technology*, vol. 35, no. 7, 8, Apr. 25 2017. [Online]. Available: <https://doi.org/10.1177/0263617417703113>
- [41] M. Barakat, "New trends in removing heavy metals from industrial wastewater," *Arabian Journal of Chemistry*, vol. 4, no. 4, Oct. 2011. [Online]. Available: <https://doi.org/10.1016/j.arabjc.2010.07.019>